
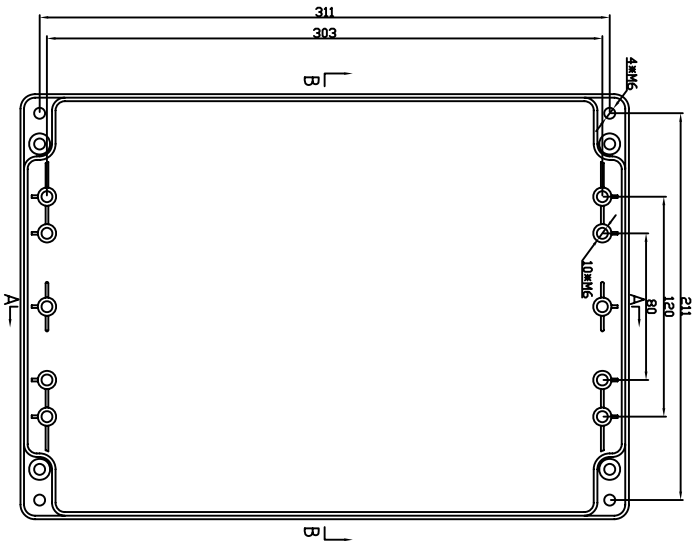
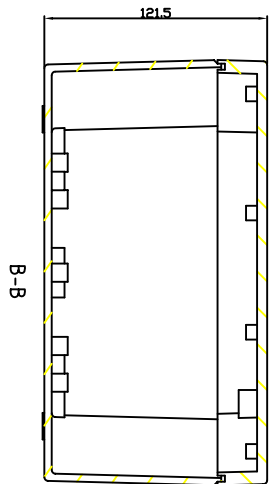
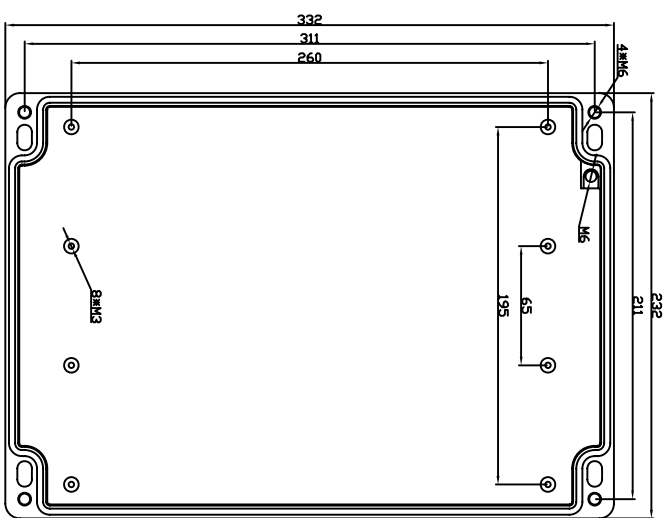


REVISION RECORD				
REV	ECD	DESCRIPTION	DRFT	CHKD



A-A



DETACHED LISTS			
 CHAMFERED EDGES HMM (INCHES)	TOLERANCES EXCEPT AS NOTED MM ± 0.3 .00 ± 0.2 .000 ± 0.1	DRFTD DATE CHKD DATE MFD DATE APPVL DATE	DATE DATE DATE DATE
ANGLES ± 5° FIRST ANGLE PROJECTION	MATERIAL : AL QTY : 1	FINISH : SCALE : 1:1	TITLE AW058
DRAWING NO. AW058 /PART NO. 00		EVEREST WWW.EVERESTCASE.COM	
DD NOT SCALE DRAWING	SHEET 1	SIZE A4 REV	OF 1