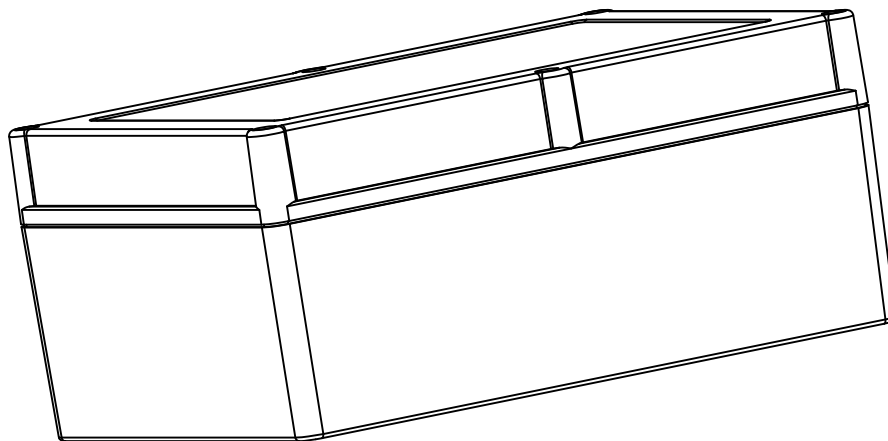

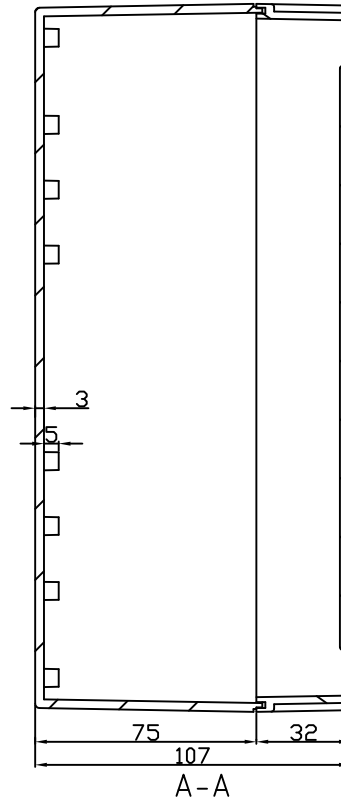
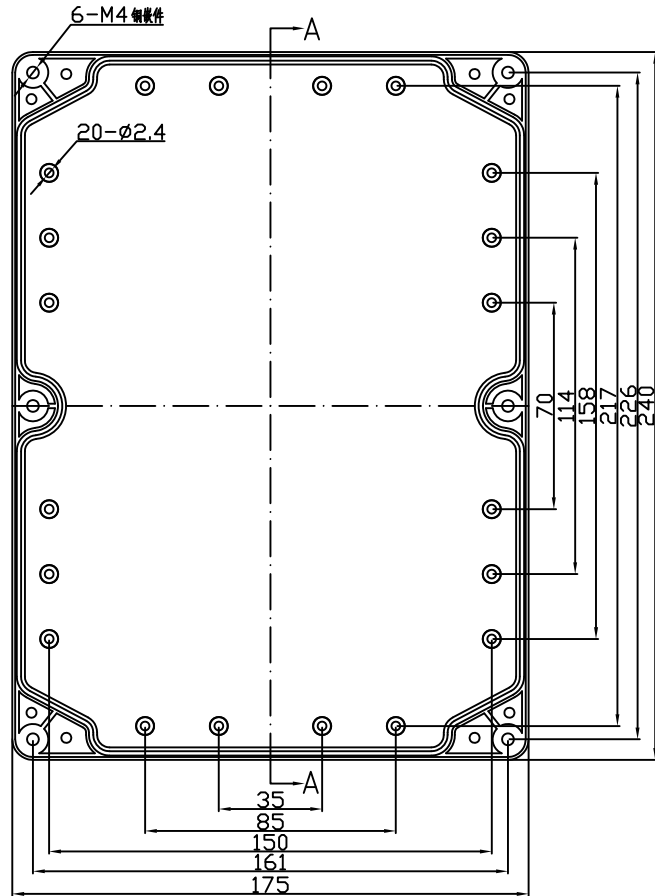


REVISION RECORD				
REV	ECD	DESCRIPTION	DRFT	CHKD



DETACHED LISTS			DRAWN	NAME	DATE	 <b>EVEREST</b> WWW.EVERESTCASE.COM	TITLE	
	TOLERANCES EXCEPT AS NOTED		CHECKED	Aaron	01/14/2015		PW102	
	MM	±	ENG APPR.				DRAWING NO. PW102	
	.0 ± 0.3	±					/PART NO. 00	
.00 ± 0.2	±	MATERIAL : ABS		QT'Y :		SIZE	REV	
.000 ± 0.1	±	FINISH:		SCALE : 1:1		A4		
ANGLES ± 5°		FIRST ANGLE PROJECTION		DO NOT SCALE DRAWING		SHEET 1	OF 1	